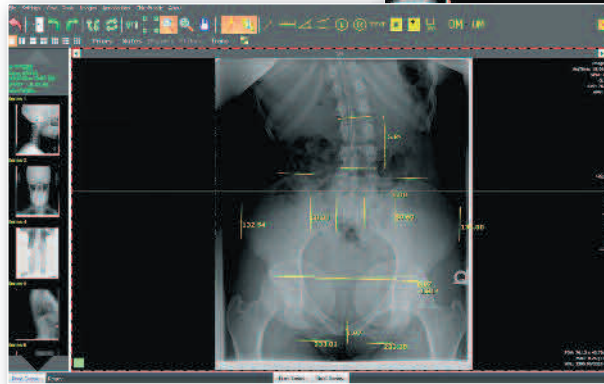


## Customized Chiropractic PACS Tool-Set

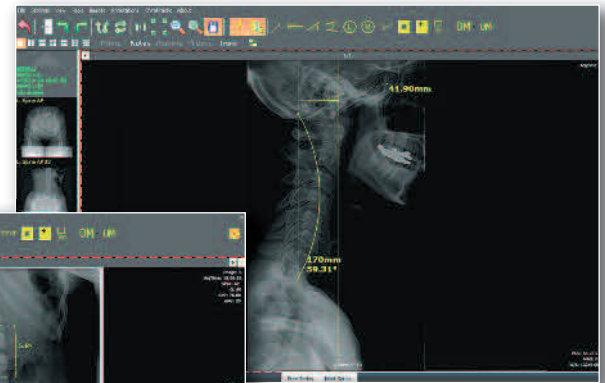
20/20 Imaging offers the specialized Opal chiropractic toolset that offers advanced measurement and alignment tools in addition to the standard set of advanced PACS tools and functionalities.

### Chiropractic PACS Tool-Set

- Atlas Orthogonal Analysis
- NUCCA
- Gonstead measurements
- Upper Cervical Analysis
- George's Lines
- Ilium Analysis
- Line Drawing
- Measuring
- Angles (Regular, Cobb)
- Cervical Curve
- Lumbar Curve
- Orthospinology
- Spine Labeling
- Full Spine Stitching (optional)



**ILLIUM ANALYSIS  
(GONSTEAD PACKAGE)**



**CERVICAL CURVE TOOL**

### Opal-PACS Features and Functionalities

20/20 Imaging's Opal-CHIRO offers a completely Web-based PACS solution designed to streamline facility workflow with intuitive, easy-to-use features.

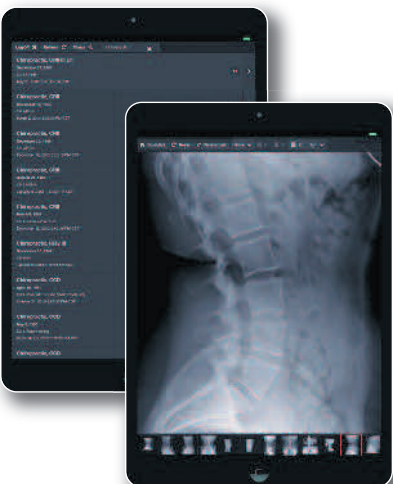
- Exam room viewing software allows for freedom to view digital images in multiple exam rooms
- Multi-modality, multi-vendor compatibility
- CD burning and paper print functions
- Auto-routing and film printing
- Importing CDs from outside facilities
- Scan documents into exams
- Disaster Recovery—Auto-Archive Images to an off-site location (optional)
- View anywhere, anytime, on any mobile device with the mobile software platform (optional)

### Advanced Customizable PACS Features

Display management, custom Worklists and dynamic toolbars that change with the modality are only the beginning of 20/20 Imaging's customizable features. A full range of specialized modules lets users add new functionalities to enhance their specialized workflow without the cost of unwanted features.



**FULL SPINE STITCHING**



**MOBILE VIEWING**